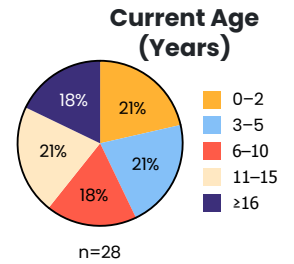
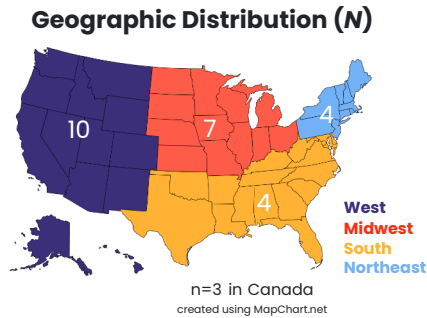


GM1 Cohort Demographics

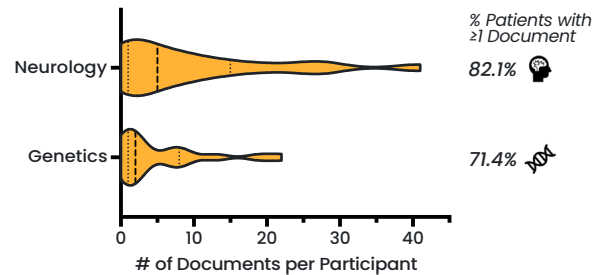
Participants	N	Female (%)	Male (%)
Consented with Records	28	8 (28.6%)	20 (71.4%)
Living	19	8 (42.1%)	11 (57.9%)



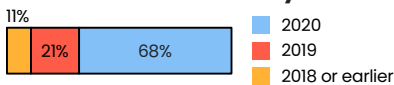
GM1 Cohort Medical Records

Document Statistics	Median (Min-Max)	Total
Medical Facilities Listed	4 (1-15)	96
Clinical Documents Available	93.5 (19-1634)	4313
Years of Data	10.1 (0.8-45.5)	205

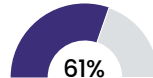
Common Document Types



Record Recency

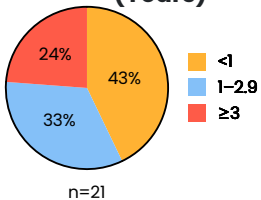


Participants with Pre-Dx Records Available

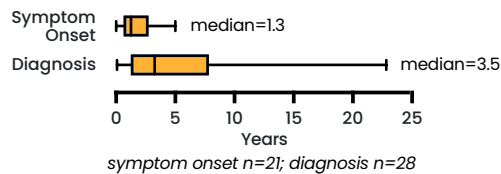


GM1 Symptoms and Diagnosis

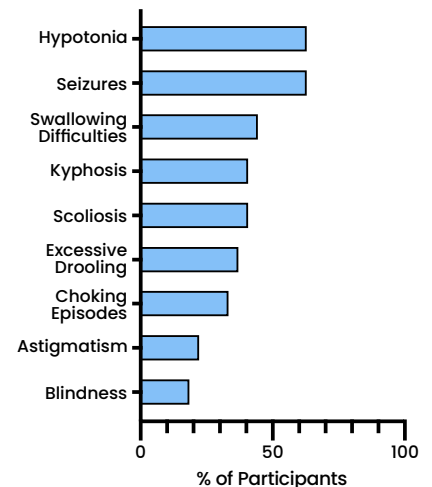
Age at Symptom Onset (Years)



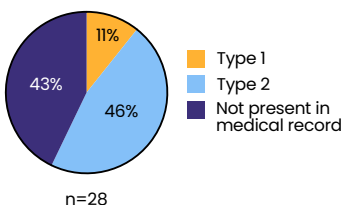
Participant Age



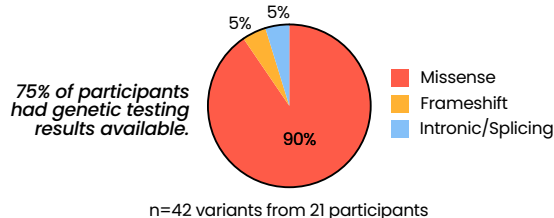
Common Symptoms



GM1 Subtype



DNA Variant Types

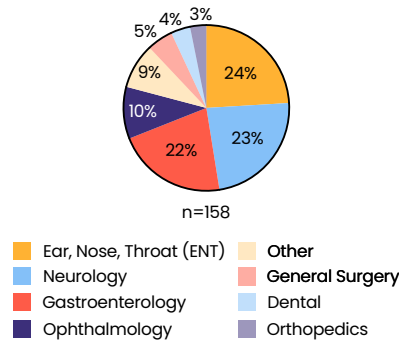


Acknowledgements

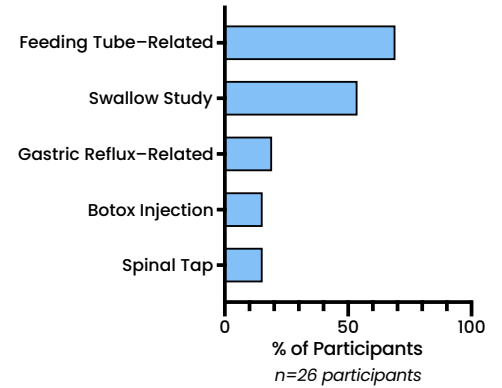
GM1 Management

Healthcare Encounters	Patients (N)	Median (Min-Max)
ER Visits	11	3 (1-18)
ER Visit → Hospitalization	18	4 (1-12)
Hospitalizations	18	2 (1-4)
Procedures	26	4 (1-34)

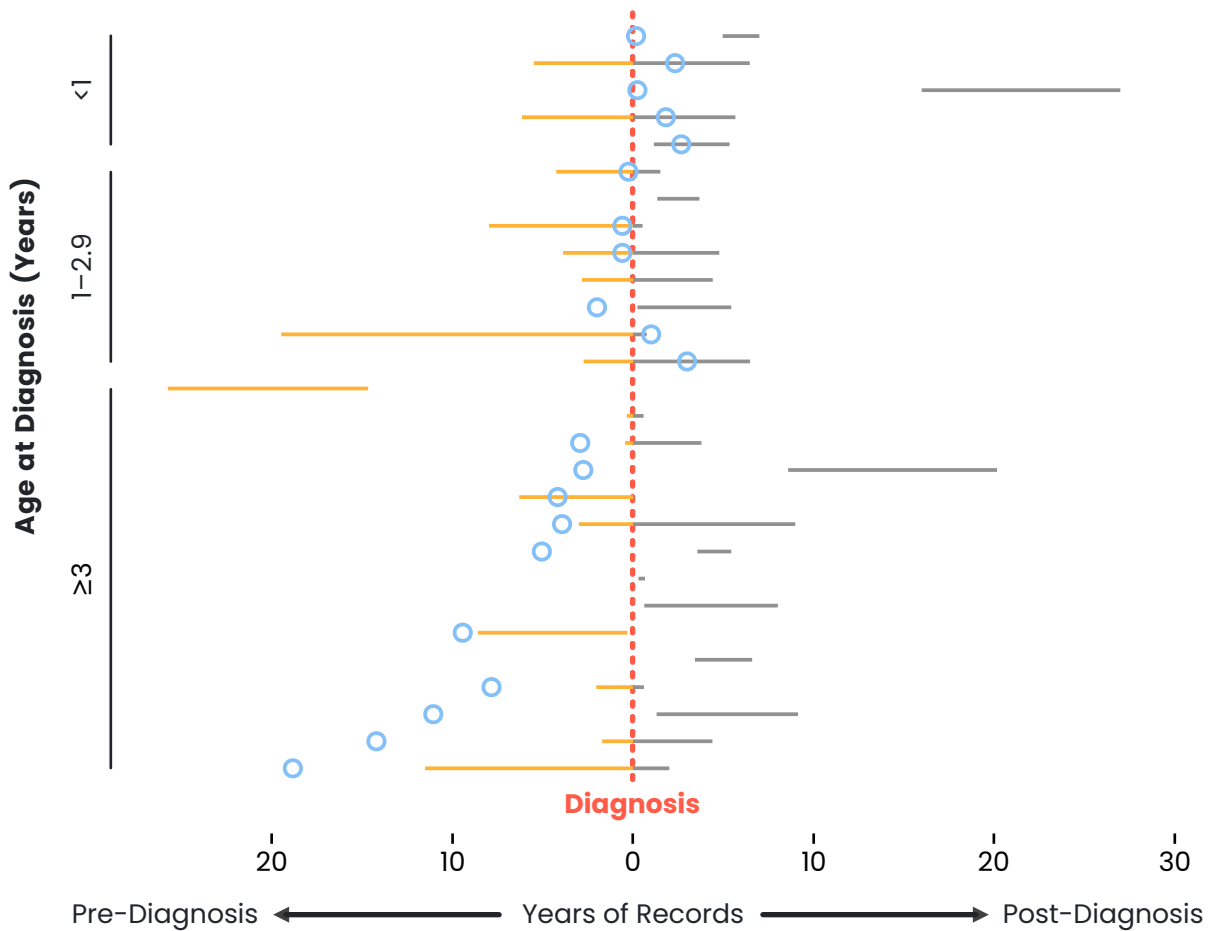
Procedures by Specialty



Common Procedures



GM1 Patient Journey Overview



○ = symptom onset (when available), — = pre-diagnosis records, — = post-diagnosis records. Additional data may be abstracted from the medical records according to the goals of each study.